



Up-to-date Questions and Answers from authentic resources to improve knowledge and pass the exam at very first attempt. ---- Guaranteed.



HPE2-T37 MCQs
HPE2-T37 TestPrep
HPE2-T37 Study Guide
HPE2-T37 Practice Test
HPE2-T37 Exam Questions



killexams.com

HP

HPE2-T37

Using HPE OneView

ORDER FULL VERSION

<https://killexams.com/pass4sure/exam-detail/HPE2-T37>



Question: 29

Which action is allowed on storage pools managed by HPE OneView?

- A. Volume provisioning
- B. Setting storage pool replication
- C. Changing storage pool RAID level
- D. Changing storage pool capacity

Answer: A

Explanation:

Reference: https://support.hpe.com/hpesc/public/docDisplay?docId=emr_na-c03934110

Question: 30

Your customer wants to manage their HPE Superdome Flex using HPE OneView.

Which component must be added to HPE OneView to accomplish this task?

- A. Baseboard Management Controller (BMC)
- B. Rack Management Controller (RMC)
- C. all nPARs created within the complex
- D. only the base chassis from the complex

Answer: A

Explanation:

Reference: <https://itdoc.hitachi.co.jp/manuals/rv3000/hard/SDF/Server/SDF280/P06150-401a.pdf>

Question: 31

What event occurs on iLO when an HPE ProLiant server is added to HPE OneView?

- A. IPMI credentials are configured for the iLO
- B. REST API plugin is enabled for iLO
- C. Active Directory configuration is performed on iLO
- D. SSO certificate is added to the iLO

Answer: D

Question: 32

Your customer plans to use HPE OneView to manage a small environment based on HPE ProLiant servers that includes G7 and Gen 10 systems .

What should you explain to this customer?

- A. HPE Management Agent must be installed for HPE ProLiant Gen 10 servers.
- B. HPE ProLiant G7 and Gen10 cannot be managed using the same appliance.
- C. Not all of the features will be available for HPE ProLiant G7 systems.
- D. HPE ProLiant Gen 10 servers do not need an HPE OneView license.

Answer: C

Explanation:

Reference: https://support.hpe.com/hpesc/public/docDisplay?docLocale=en_US&docId=emr_na-a00036908en_us

Question: 33

HOTSPOT

Click the option that will prevent the appliance from sending any email notifications or forwarding any SNMP traps that are related to the server hardware.

The screenshot shows the HPE OneView interface for a server named 'CZ204400XB, bay 1'. The server is in an 'Off' state. The 'Hardware' section shows the server name 'h5051.wsw.edunet.hpe.com', state 'No Profile Applied', server profile 'Create profile', and server power 'Off'. The 'Utilization' section shows CPU, Power, and Temperature gauges. An 'Actions' menu is open, listing various actions: Launch console, Launch HTML5 console, Power on, One-Time Boot, Refresh (highlighted), Enable maintenance mode, Reset iLO, Edit remote support settings, Collect remote support data, Update contract and warranty, and Request test event.

Answer:

CZ204400XB, bay 1 | Overview ▾ | ⌘ | Actions ▾

Hardware >
 Server name
 h5051.wsw.edunet.hpe.com
 State
 No Profile Applied
 Server profile [Create profile](#)
 Server power
 Off

 Model
 Synergy 480 Gen10
 Server hardware

Utilization >
 CPU
 Power
 Temperature

Actions ▾
 Launch console
 Launch HTML5 console
 Power on
 One-Time Boot
 Refresh
Enter maintenance mode
 Reset iLO
 Edit remote support settings
 Collect remote support data
 Update contract and warranty
 Request test event

Explanation:

Graphical user interface, application

Description automatically generated

Question: 34

HOTSPOT

As a part of troubleshooting, you have to reinstall the same version of the firmware on an HPE Synergy Compute Module. Click the area within the Firmware section of the server profile that will allow you to install the same firmware version.

Firmware

Firmware baseline ▾

Force installation

Installation Method

Firmware and OS Drivers using Smart Update Tools

Firmware only using Smart Update Tools

Firmware only

For the least disruptive option, select a Smart Update option. Without Smart Update, the server hardware must be powered off. [Learn more](#)

Answer:

Firmware

Firmware baseline

Force installation

Installation Method

- Firmware and OS Drivers using Smart Update Tools
- Firmware only using Smart Update Tools
- Firmware only

For the least disruptive option, select a Smart Update option. Without Smart Update, the server hardware must be powered off. [Learn more](#)

Firmware

Firmware baseline

Force installation

Installation Method

- Firmware and OS Drivers using Smart Update Tools
- Firmware only using Smart Update Tools
- Firmware only

For the least disruptive option, select a Smart Update option. Without Smart Update, the server hardware must be powered off. [Learn more](#)

Question: 35

HOTSPOT

Click the option that will allow you to update the firmware of master and satellite modules.

Dashboard

Activity

Firmware Compliance

Settings

▼ SERVERS

Server Profiles

Server Profile Templates

Enclosure Groups

Logical Enclosures

Enclosures

Server Hardware

Hardware Types

► HYPERVISORS

▼ NETWORKING

Networks

Network Sets

Logical Interconnect Groups

Logical Interconnects

Interconnects

Logical Switch Groups

Logical Switches

Switches

Fabric Managers

Dashboard

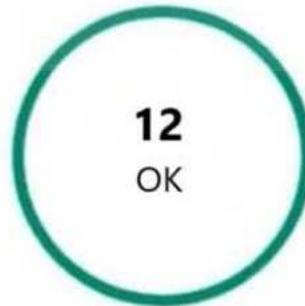
Server Profiles 6 >

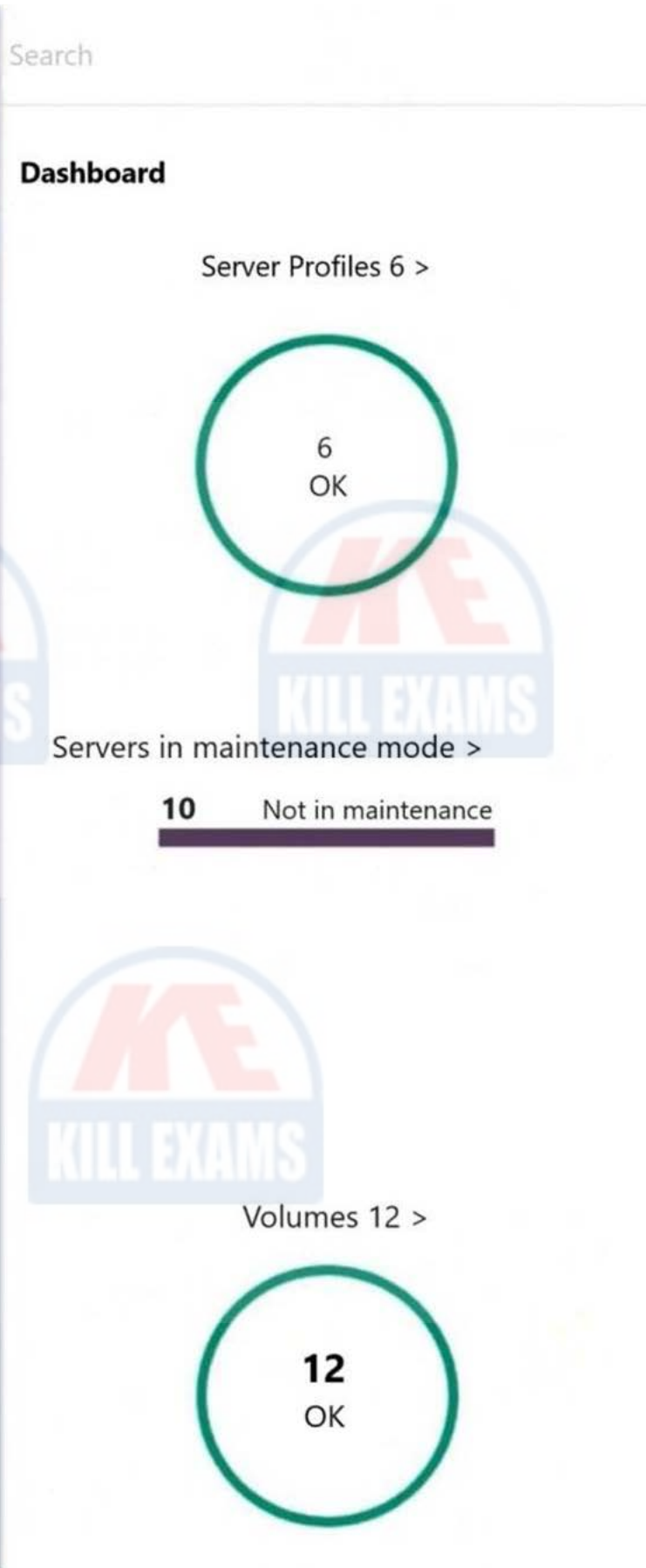
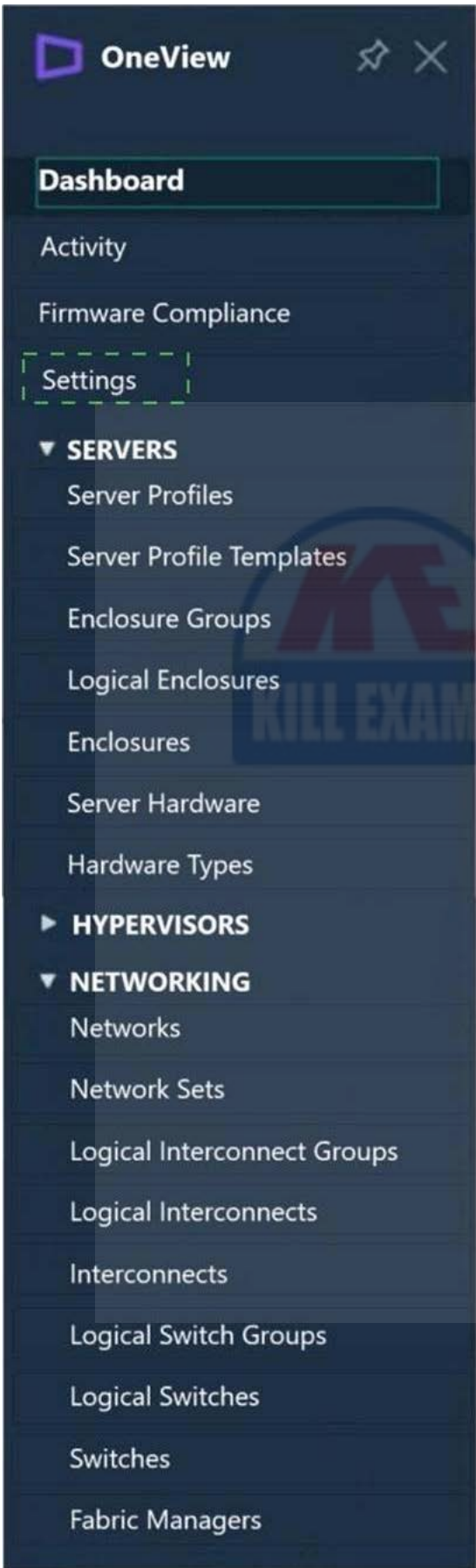


Servers in maintenance mode >

10 Not in maintenance

Volumes 12 >





Question: 36

Which connection type can be defined within a server profile for an MPE ProLiant DL server?

- A. iSCSI
- B. RoCE
- C. FC
- D. Ethernet

Answer: C

Question: 37

What step must be taken to add an HPE SuperDome Flex to an existing OneView environment

- A. A Rack Management Controller must be added to HPE OneView.
- B. HPE Superdome Flex can be added to HPE OneView after at least one nPAR is created.
- C. Each HPE Superdome Flex chassis must be added Individually using BMC I
- E. HPE Superdome Flex complex can be added by adding base chassis of this complex.

Answer: A

Question: 38

Which statement about managing an HPE BioeSystem server is true?

- A. A multi-enclosure Virtual Connect domain can be imported to HPE OneView without disrupting servers
- B. Both c3000 and C7000 HPE BladeSystems enclosures can be imported to HPE OneView for monitoring
- C. An HPE server blade cannot be deleted from HPE OneView It must be physically removed from the enclosure
- D. An HPE server blade can be removed from HPE OneView by deleting the server from the Server Hardware section

Answer: D

Question: 39

HOTSPOT

Click the option that will allow you to disable virtual MAC addresses or generate a new pool of virtual Worldwide Names.

- Dashboard
- Activity
- Firmware Compliance
- Settings
- ▼ SERVERS
 - Server Profiles
 - Server Profile Templates
 - Enclosure Groups
 - Logical Enclosures
 - Enclosures

- HYPERVISORS
- ▼ NETWORKING
 - Networks
 - Network Sets
 - Logical Interconnect Groups
 - Logical Interconnects
 - Interconnects
 - Logical Switch Groups
 - Logical Switches
 - Switches
 - Fabric Managers

Dashboard

Server Profiles 6 >



Servers in maintenance mode >

Volumes 12 >



Answer:



The screenshot displays a management interface with a dark sidebar on the left and a main content area on the right. The sidebar contains the following menu items: Dashboard (highlighted), Activity, Firmware Compliance, Settings, SERVERS (expanded), Server Profiles, Server Profile Templates, Enclosure Groups, Logical Enclosures, Enclosures, HYPERVISORS, NETWORKING (expanded), Networks (highlighted), Network Sets, Logical Interconnect Groups, Logical Interconnects, Interconnects, Logical Switch Groups, Logical Switches, Switches, and Fabric Managers. The main content area is titled 'Dashboard' and features two summary cards. The first card, 'Server Profiles 6 >', shows a green circle with the number '6' and 'OK' below it. The second card, 'Servers in maintenance mode >', is partially visible. Below these, a 'Volumes 12 >' card shows a green circle with the number '12' and 'OK' below it. The interface includes several 'KILL EXAMS' watermarks.

Question: 40

Refer to the exhibit.



Networks 13

+ Create network

Name	VLAN	Type
Eth-1	Untagged	Ethernet
FC-A		FC
FC-B		FC
FT-01	Untagged	Ethernet
FT-02	Untagged	Ethernet
FT-03	Untagged	Ethernet
FT-04	Untagged	Ethernet
FT-05	Untagged	Ethernet
vMotion-01	Untagged	Ethernet
vMotion-02	Untagged	Ethernet
vMotion-03	Untagged	Ethernet
vMotion-04	Untagged	Ethernet
vMotion-05	Untagged	Ethernet

Eth-1 Overview

General

Type	Ethernet
VLAN	Untagged
Associated with IPv4 subnet ID	none
Associated with IPv6 subnet ID	none
Purpose	Management
Preferred bandwidth	2.5 Gb/s
Maximum bandwidth	20 Gb/s
Smart link	Yes
Private network	No
Uplink set	ETH-Uplink
Used by	2 server profiles 3 server profile templates
Member of	no network sets

exhibit 39.18.1.2

Your customer created multiple networks in HPE OneView, but only Eth-1 is available to be used within a server profile .

What is a likely cause of this situation?

- A. The other networks are not configured with the required Smart Link parameter.
- B. The other networks are not added to the Logical Interconnect Group configuration.
- C. The other networks have Private Network' selected, which hides them from ComputeModules.
- D. The other networks are configured with a purpose other than General or Management.

Answer: C

Killexams.com is a leading online platform specializing in high-quality certification exam preparation. Offering a robust suite of tools, including MCQs, practice tests, and advanced test engines, Killexams.com empowers candidates to excel in their certification exams. Discover the key features that make Killexams.com the go-to choice for exam success.



Exam Questions:

Killexams.com provides exam questions that are experienced in test centers. These questions are updated regularly to ensure they are up-to-date and relevant to the latest exam syllabus. By studying these questions, candidates can familiarize themselves with the content and format of the real exam.

Exam MCQs:

Killexams.com offers exam MCQs in PDF format. These questions contain a comprehensive collection of questions and answers that cover the exam topics. By using these MCQs, candidate can enhance their knowledge and improve their chances of success in the certification exam.

Practice Test:

Killexams.com provides practice test through their desktop test engine and online test engine. These practice tests simulate the real exam environment and help candidates assess their readiness for the actual exam. The practice test cover a wide range of questions and enable candidates to identify their strengths and weaknesses.

Guaranteed Success:

Killexams.com offers a success guarantee with the exam MCQs. Killexams claim that by using this materials, candidates will pass their exams on the first attempt or they will get refund for the purchase price. This guarantee provides assurance and confidence to individuals preparing for certification exam.

Updated Contents:

Killexams.com regularly updates its question bank of MCQs to ensure that they are current and reflect the latest changes in the exam syllabus. This helps candidates stay up-to-date with the exam content and increases their chances of success.